

Corporate Parenting Sub Group

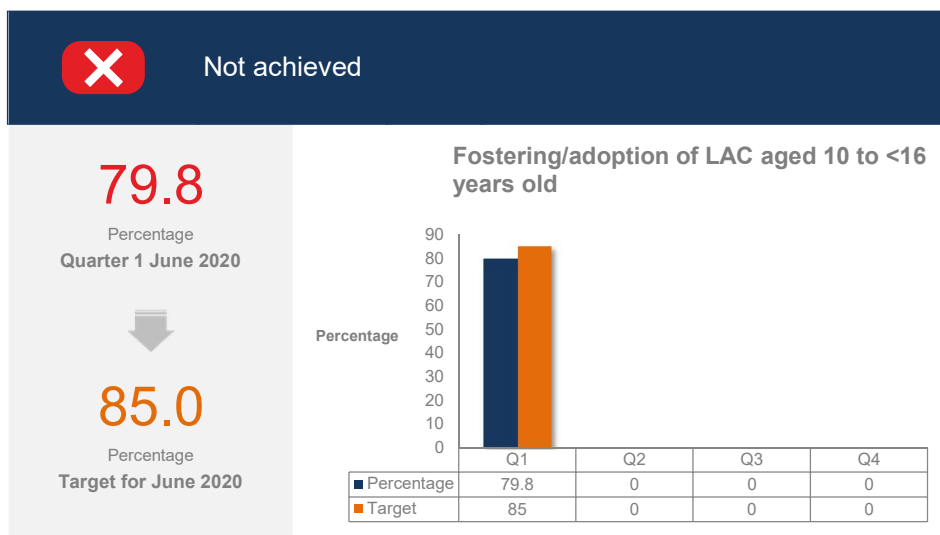


Healthy and Safe

Children are Healthy and Safe

Fostering/adoption of LAC aged 10 to <16 years old

Percentage of Looked after Children aged 10 to under 16 who have been fostered or placed for adoption



About the latest performance

This performance remains under target. The vast majority of children looked after within this age group are placed in foster care settings but this has been impacted by the pandemic as placement options have been reduced as a result of foster carers shielding and unable to take additional placements. However, there has been an increase in the numbers of younger children in residential placements in the past year. These are often children who have experienced a number of foster placement moves who struggle to adhere to the expectations of living in a family. Residential care has provided a nurturing environment for this group and has enabled them to settle. There has also been a concentrated focus on reunifying children with their birth families this year and some of this group are awaiting revocation of their care orders.

About the target

Target to remain the same as the previous year, this is to take into account the increase of the number of LAC in the past year.

About the target range

A 2% variance is set for the upper value and 3% for the lower value.

Meeting the upper tolerance level would achieve a performance level not reached in recent years and show a change in the overall trend.

About benchmarking

Benchmarking data no longer available



Healthy and Safe

Children are Healthy and Safe

Number of Looked after Children per 10,000 under 18s

Looked after children per 10,000 population aged under 18. There are a number of reasons why a child may be 'looked after' by the local authority. Most often it is because the child's parents or the people who have parental responsibilities and rights to look after the child are unable to care for the child, have been neglecting the child or the child has committed an offence. The local authority has specific responsibilities and duties towards a child who is being looked after or who has been looked after. This measure is reported taking a snapshot in time. So for example Q2 is performance as at 30th September.

A lower rate of children looked after by the Local Authority indicates a better performance.



Achieved

44.4

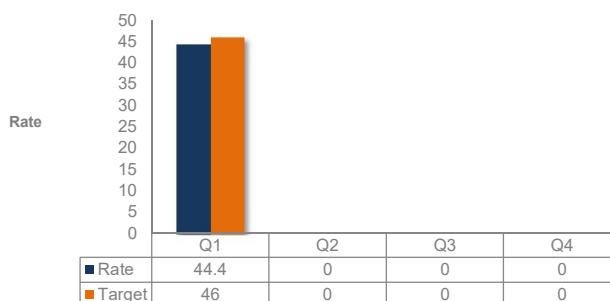
Rate
Quarter 1 June 2020



46.0

Rate
Target for June 2020

Number of Looked after Children per 10,000 under 18s



About the latest performance

Current performance has met the targets set.

About the target

Targets have been maintained at the same level as last year, as national comparators are showing an increase.

About the target range

The Upper and lower Target allows for the number of LAC to vary between approximately 622- 694. This is about +/- 35 children from target. Anything above or below this number would be flagged as worse than target, i.e. indicating a significant variance from the current position.

About benchmarking

We benchmark nationally and with similar Local Authorities. Benchmarking data is sourced from the national LAIT (Local Authority Interactive Tool).



Healthy and Safe

Children are Healthy and Safe

Stability of placements of looked after children : Number of moves

Percentage of Looked after Children with three or more placements



Achieved

1.0

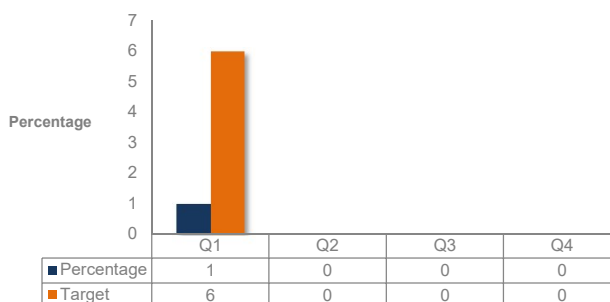
Percentage
Quarter 1 June 2020



6.0

Percentage
Target for June 2020

Stability of placements of looked after children : Number of moves



About the latest performance

This is a cumulative indicator identifying those children who experience 3 placement moves. The target is challenging and slipped under target last year although our performance is generally better than other East Midland authorities where an average of 10% of looked after children experienced 3 placement moves in a year. The stability of placements has been good during the Covid 19 pandemic but is likely to be affected as children readjust as they return to school. In addition the numbers of children entering care is rising and this increased demand will make the identification of the right placement at the point of admission more challenging.

About the target

The target has been reduced to 6%, although performance is well below this target the service manager feels with the increase in LAC numbers and the difficulty in recruiting new carers will have an impact on the performance

About the target range

Achieving the upper tolerance level should maintain LCC's position within the top quartile nationally and still maintain LCC as one of the best performing of our statistical neighbours. Anything below the lower level should be shown as a significant improvement over last year.

About benchmarking

We can compare ourselves both nationally and with similar authorities on an annual basis



Healthy and Safe

Children are Healthy and Safe

Stability of placements of looked after children: length of placement

Percentage of Looked after Children in the same placement for at least two years



Achieved

72.8

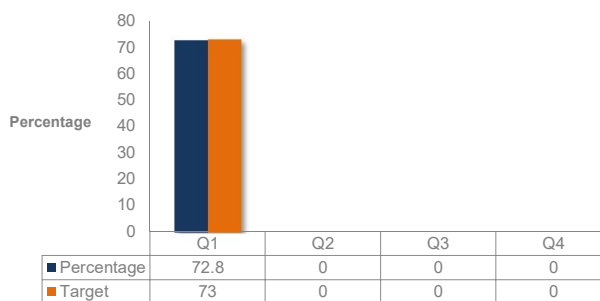
Percentage
Quarter 1 June 2020



73.0

Percentage
Target for June 2020

Stability of placements of looked after children: length of placement



About the latest performance

Current performance has met the targets set.

About the target

Target is set 2% lower than the previous year, however this is an incremental increase on recent performance and above the present performance of statistical neighbours. Tolerances for this measure take into account the current performance.

About the target range

Lower tolerances have been set to account for the downward trend currently occurring.

The upper tolerance is set at 1% which should push LCC up into Quartile Band A and more importantly stop the downward trend.

About benchmarking

We can compare ourselves both nationally and with similar authorities on an annual basis



Healthy and Safe

Children are Healthy and Safe

Looked after children cases which were reviewed within required timescales

Percentage of Looked after Children cases that have been reviewed within timescales



Achieved

99.2

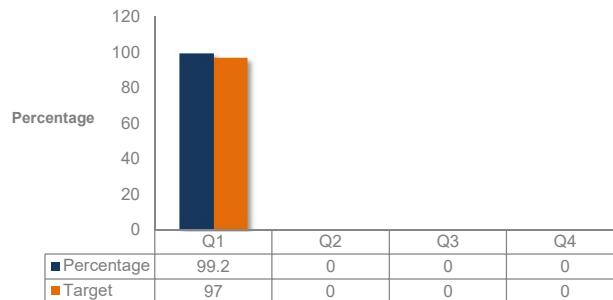
Percentage
Quarter 1 June 2020



97.0

Percentage
Target for June 2020

Looked after children cases which were reviewed within required timescales



About the latest performance

Current performance has met the targets set.

About the target

Target has reduced to 95% to take into account current performance.

About the target range

As the target is 95%, an upper value of 5% has been set.

A lower value of 95% has been set to highlight any performance lower than 95%

About benchmarking

We can compare ourselves both nationally and with similar authorities on an annual basis



Healthy and Safe

Children are Healthy and Safe

Participation of LAC in reviews

Percentage of Looked after children who participated in their reviews



Achieved

99.7

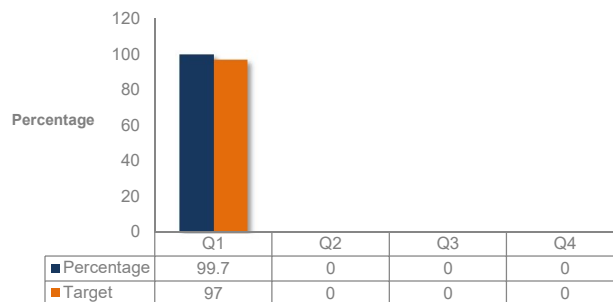
Percentage
Quarter 1 June 2020



97.0

Percentage
Target for June 2020

Participation of LAC in reviews



About the latest performance

Current performance has met the targets set.

About the target

Target has reduced to 95% to take into account current performance.

About the target range

As the target is 95%, an upper value of 5% has been set.

A lower value of 95% has been set to highlight any performance lower than 95%

About benchmarking

We can compare ourselves both nationally and with similar authorities on an annual basis



Healthy and Safe

Children are Healthy and Safe

Percentage of Looked after children with an up to date health check

Percentage of Looked after children with an up to date health check record



Achieved

93.4

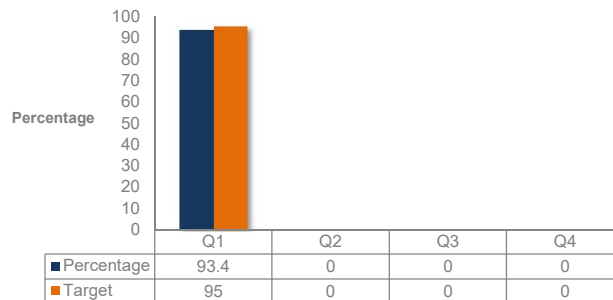
Percentage
Quarter 1 June 2020



95.0

Percentage
Target for June 2020

Percentage of Looked after children with an up to date health check



About the latest performance

Current performance has met the targets set.

About the target

Remain as previous year, tolerance allows performance to be in line with this year's performance.

About the target range

An upper tolerance of 4.5% has been set. This would mean that if all checks were done within timescale we would have achieved an excellent outcome, which would be shown as better than target.

A lower tolerance of 2% has been set to allow for under performance. Data from the last two years shows achieving 93% is very achievable and performance has not often fallen below this marker.

About benchmarking

We can compare ourselves both nationally and with similar authorities on an annual basis



Healthy and Safe

Children are Healthy and Safe

Percentage of Looked after children with an up to date dental check

Percentage of Looked after children with an up to date dental check



Not achieved

89.0

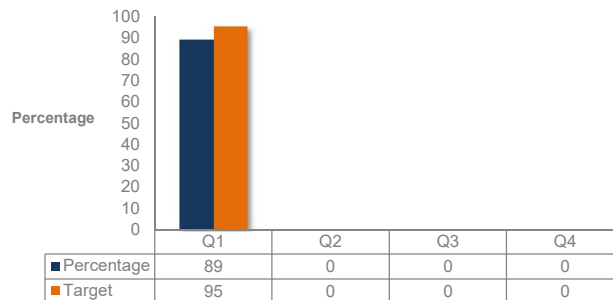
Percentage
Quarter 1 June 2020



95.0

Percentage
Target for June 2020

Percentage of Looked after children with an up to date dental check



About the latest performance

Performance in respect of dental checks has been lower than the target for the last three consecutive quarters. This is in a large part to older children resisting appointments with the dentist. As a service area we recognise the need to renew our efforts to ensure that we can increase the number of children particularly older children who are engaging positively in engaging with dental care. The recent lockdown measures implemented for Covid 19, has resulted in dentists being closed for business and this has further impacted on performance.

About the target

Remain as previous year, tolerance allows performance to be in line with this year's performance.

About the target range

An upper tolerance of 4.5% has been set. This would mean that if all checks were done within timescale we would have achieved an excellent outcome, which would be shown as better than target.

A lower tolerance of 2% has been set to allow for under performance. Data from the last two years shows achieving 93% is very achievable and performance has not often fallen below this marker.

About benchmarking

We can compare ourselves both nationally and with similar authorities on an annual basis



Healthy and Safe

Children are Healthy and Safe

Percentage of Looked after children with an up to date routine immunisations

Percentage of looked after children with an up to date routine immunisations recorded



Not achieved

85.8

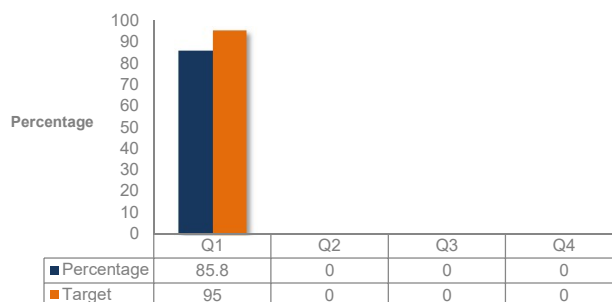
Percentage
Quarter 1 June 2020



95.0

Percentage
Target for June 2020

Percentage of Looked after children with an up to date routine immunisations



About the latest performance

Throughout the majority of this quarter there has been significant restriction and changes to the way in which health services are delivered to the public and more specifically our children who are looked after. We have had a number of refusers including parents who have their children placed under placement with parent regulations. In addition it has been an on-going challenge to encourage older young people to engage with medical services to have their immunisation. As we move out of such severe Covid restrictions all managers have been requested to ensure that workers are focused on ensuring that these medical needs are prioritised.

About the target

Remain as previous year, tolerance allows performance to be in line with this year's performance.

About the target range

An upper tolerance of 4.5% has been set. Achievement of this would indicate that all LAC received all their health checks within timescale – achievement of 100%.

A lower tolerance of 1% has been set to allow for under performance. Data from the last two years shows achieving 94% is very achievable and performance has not often fallen below this marker.

About benchmarking

We can compare ourselves both nationally and with similar authorities on an annual basis



Ready for Adult Life

Ready for Adult Life

16-17 year old Looked After Children who are participating in Learning

This measures young people recorded as being Looked After Children participating in learning at the end of the reporting period and will not take into consideration the length of time that they have been in local authority care.

Numerator: Number of Looked After Children participating in learning at the end of the reporting period.
Denominator: Number of Looked After Children at the end of the reporting period.

The percentage is calculated as follows: Numerator divided by the denominator multiplied by 100. The parameters of this measure were previously defined as recording 16-18 year old Looked After Children participating in learning. As of Q1 2017/18 onwards, the Department for Education no longer require monitoring of children aged 18, and so the measure has been amended accordingly, restricting data provision to 16-17 year old Looked After Children only. A higher percentage of Looked After Children participating in learning indicates a better performance.



Achieved

87.5

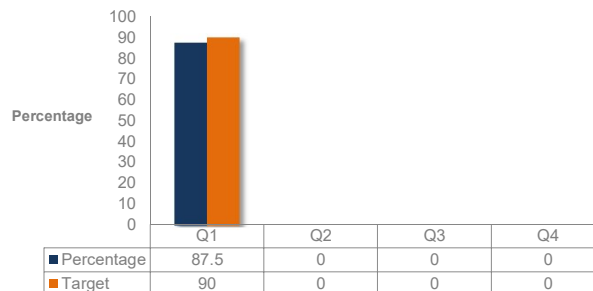
Percentage
Quarter 1 June 2020



90.0

Percentage
Target for June 2020

16-17 year old Looked After Children who are participating in Learning



About the latest performance

Current performance has met the targets set.

About the target

Target to have a small increase on previous year's target.

Q2 & Q3 targets lower to allow for the expected dip at this time of year due to September being the start of the tracking process

About the target range

The target range is set at a level to allow for 2 percentage points above the target and 5 percentage points below the target.

About benchmarking

Benchmarking information is not available for this cohort.



Ready for Adult Life

Ready for Adult Life

Care Leavers in Suitable Accommodation

A care leaver is a young person who reaches the age of 18 who had been in local authority care.

Numerator: Number of care leavers turning 19 years of age in the year who are living in accommodation deemed as "suitable".

Denominator: Number of care leavers turning 19 years of age in the year.

The percentage is calculated as follows: Numerator divided by the denominator multiplied by 100. A higher percentage of care leavers in suitable accommodation indicates a better performance.



Achieved

92.8

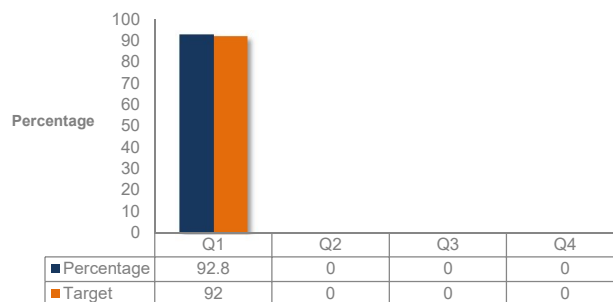
Percentage
Quarter 1 June 2020



92.0

Percentage
Target for June 2020

Care Leavers in Suitable Accommodation



About the latest performance

Current performance has met the targets set.

About the target

Target to remain the same as previous year, we are above both national and similar authority average.

About the target range

The lower target has been set at the 25% quartile. Meaning if we fall below this we will not be in the top 25% of authorities. The upper target has been set 5% above this.



Ready for Adult Life

Ready for Adult Life

Care Leavers in Education, Employment or Training

The number of care leavers turning 19 years of age in the year who are in either Education, Employment or Training



Not achieved

52.0

Percentage
Quarter 1 June 2020



65.0

Percentage
Target for June 2020

Care Leavers in Education, Employment or Training



About the latest performance

The exact reason for the fluctuation in EET performance are not always known, but we do know that small fluctuations in this figures are commonplace. Issues affecting access to education and employment are varied and unique to individuals. Lincolnshire's performance is comparable with our statistical neighbours.

The Leaving Care Service continues to monitor every single young person who is not in EET. The Leaving Care Service reports on a monthly basis the efforts of the service to re-engage individuals back into EET and the Corporate Parenting Manager tracks this performance and is satisfied that the services is tenacious and hard working to reengage young people. The Service also continues to grow the number of employment readiness programmes offered to young people. The Corporate Parenting Manager has commissioned a case by case review of each young person who is not in EET to understand the reasons for fluctuations as it is anticipated that COvid-19 and the impact on the services sector will directly affect care leavers. Most young people start their working lives with jobs in bars, restaurants, shops and front line customer services where the largest job losses are being witnessed. It is anticipated that Covid-19 will impact on EET and the findings will be carefully monitored and reflected in next month's commentary .

About the target

Target remains at 70% as current performance is currently at 69%

About the target range

Upper Tolerance is set to aim to regain Quartile A . Lower tolerance is set to maintain performance at a reasonable level

About benchmarking

We can compare ourselves both nationally and with similar authorities on an annual basis